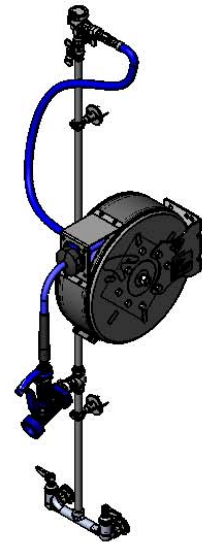
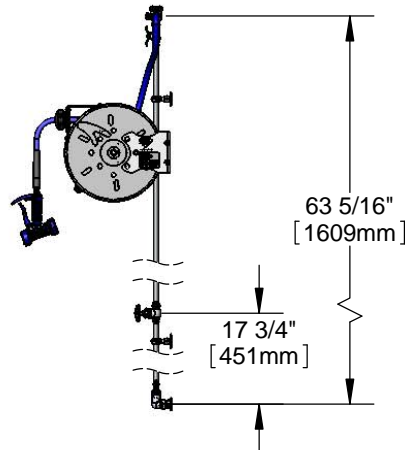
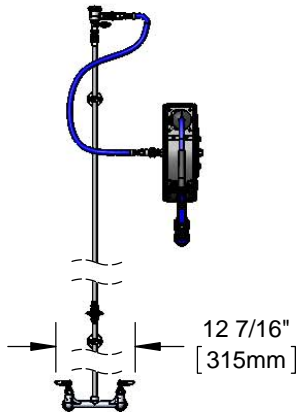




### Architect/Engineering Specifications:

Hose reel system, 8" wall mount mixing faucet with polished chrome plated brass body, compression cartridges with spring checks, lever handles, 1/2" NPT female inlets, 16" riser, control valve, 40" riser, wall brackets, continuous pressure vacuum breaker, 36" flexible water hose connector with stainless steel quick disconnect, enclosed coated hose reel with 3/8" x 30' heavy-duty non-marking hose, ratcheting system, high flow stainless steel front trigger water gun, multi-fit bracket and adjustable hose bumper. Certified to ASSE 1056.

Job Name \_\_\_\_\_  
 Model Specified \_\_\_\_\_ Quantity \_\_\_\_\_  
 Variations Specified \_\_\_\_\_  
 Date \_\_\_\_\_



### Features & Benefits:

- All-in-one system with exposed piping and accessories
- 8" wall mount mixing faucet w/ polished chrome plated brass body
- Eterna cartridges with internal spring checks to prevent cross flow of water
- Lever handles w/ color coded indexes
- 1/2" NPT female eccentric inlets with Ø 2" flanges
- Adjustable centers from 7 3/4" to 8 1/4"
- 16" and 40" risers w/ control valve between risers
- (2) 2 3/8" wall brackets
- Continuous pressure vacuum breaker
- 36" flexible water hose connector with stainless steel quick disconnect
- Enclosed coated hose reel
- High flow stainless steel water gun w/ blue rubber cover, front style trigger & Ø 5/16" flow orifice
- 3/8" x 30' heavy-duty non-marking hose rated to 300 PSI
- Ratcheting system holds the length of hose until a slight tug to retract automatically
- Adjustable hose bumper
- Multi-fit bracket for wall, ceiling or under counter mounting
- Material: Polished chrome plated brass faucet body, risers and spray valve body, control valve and vacuum breaker, chrome plated metal handles, and metal enclosed reel.

### Product Compliance:

- NSF 61 Exempt (Non-Potable)
- EPA 2005 Non-Compliant (PRSV)
- ASSE 1056 (VB)

### Warranty: One Year (Limited)

- Hose Reel: Two Year (Limited)
- Hose: 90 Day (Limited)

### Performance Data:

- Pressure: 20 - 125 psi
- Temperature: 40 °F - 140 °F
- Flow Rate: 2.97 GPM @ 60 psi



### Optional Hose Reel Spray Valves

- |                                     |  |
|-------------------------------------|--|
| <input type="checkbox"/> B-0107     | Spray Valve  |
| <input type="checkbox"/> B-0108     | Ergonomic Medium Flow Spray Valve                  |
| <input type="checkbox"/> B-0108-H   | Ergonomic High Flow Spray Valve                    |
| <input type="checkbox"/> EB-0107    | High Flow Spray Valve                              |
| <input type="checkbox"/> EB-2322    | Extended Spray Wand                                |
| <input type="checkbox"/> MV-2516-24 | Stainless Steel Rear Trigger Water Gun             |
| <input type="checkbox"/> MV-2522-24 | Stainless Steel Front Trigger Water Gun (Standard) |
| <input type="checkbox"/> MV-3516-24 | Aluminum Rear Trigger Water Gun                    |

